



Hodge Clemco Ltd

**Portable Abrasive
Blast Cleaning Machines
2452/2040/1440/1028**

Parts Identification

Owner's Manual

Date of Issue: 01.01.03 TS.OM 267

Hodge Clemco Ltd
Orgreave Drive
Sheffield
S13 9NR
Tel: 0114 254 8811
Email sales@hodgeclemco.co.uk
www.hodgeclemco.co.uk

Machinery Directive

(89/392/EEC amended by 91/368/EEC, 93/44/EEC and 93/68/EEC)

EC Declaration of Conformity

We HODGE CLEMCO LTD declare that the supplied equipment when installed and used in accordance with the owners manual provided, conforms with the essential health and safety requirements of the above Directive(s)

Industrial Products Manager



Managing director



MAINTENANCE INSPECTION CONTRACT

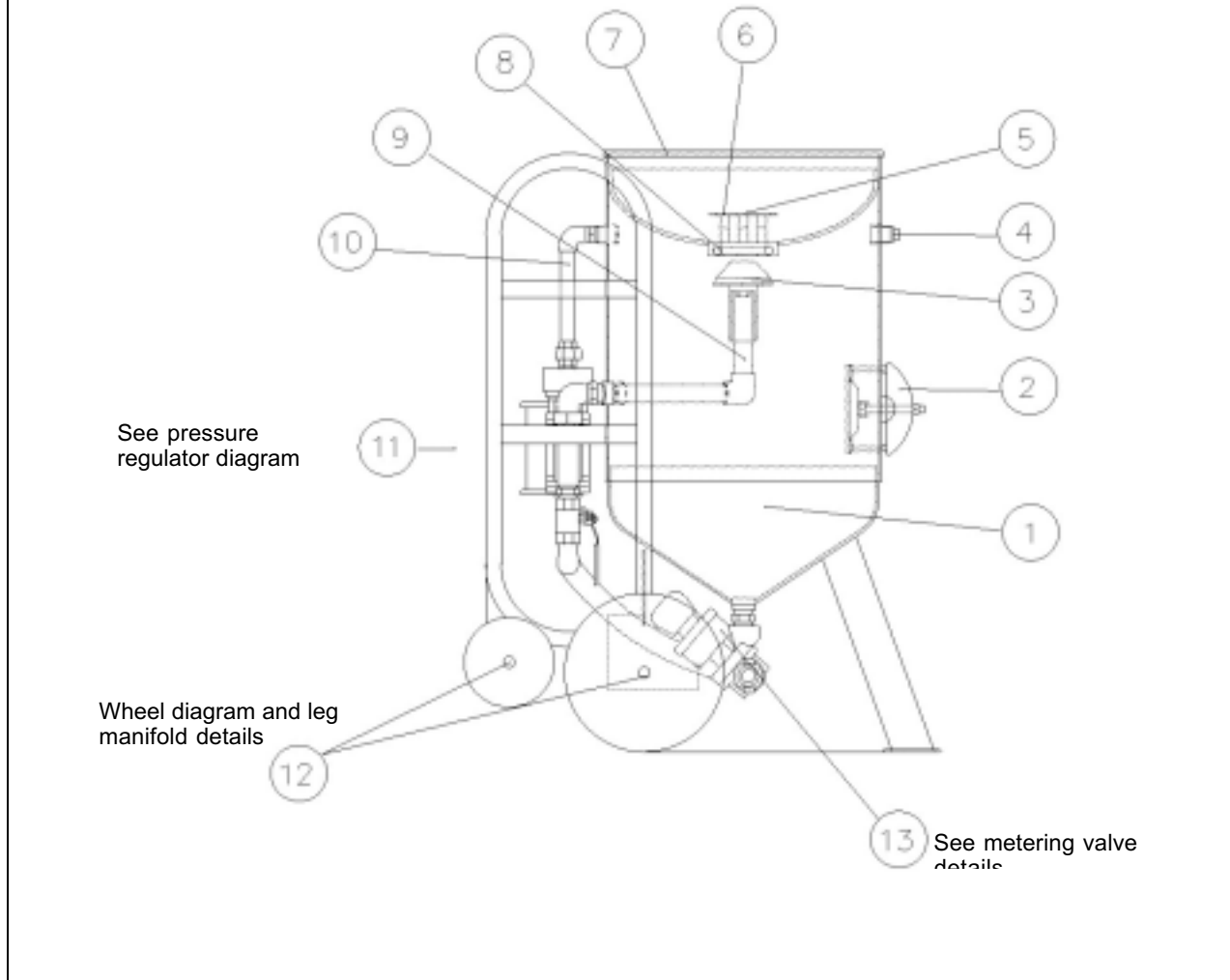
In response to numerous requests we are now able to offer a Maintenance Inspection Contract for your Clemco Equipment.

These request have been made by customers who appreciate the benefits of regular inspection/servicing on a planned basis. The remedial work which follows a breakdown or worse, the need for early equipment replacement due to accelerated wear may easily exceed the cost of a Maintenance Inspection Contract. If you would like further details please contact our Customer Services Department on 0114 2548811

A request for more information does not represent any form of commitment on your behalf, so can you afford to say 'NO' at this stage?

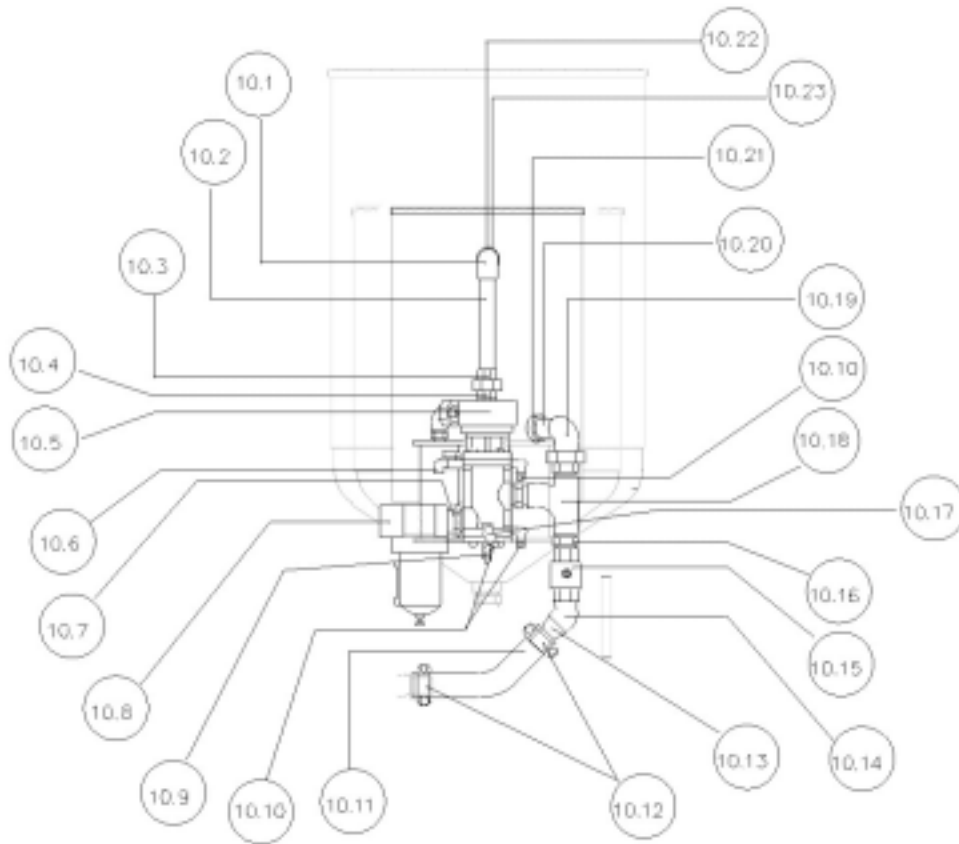
We look forward to hearing from you soon.

Contractor Blast Machine - Parts Identification

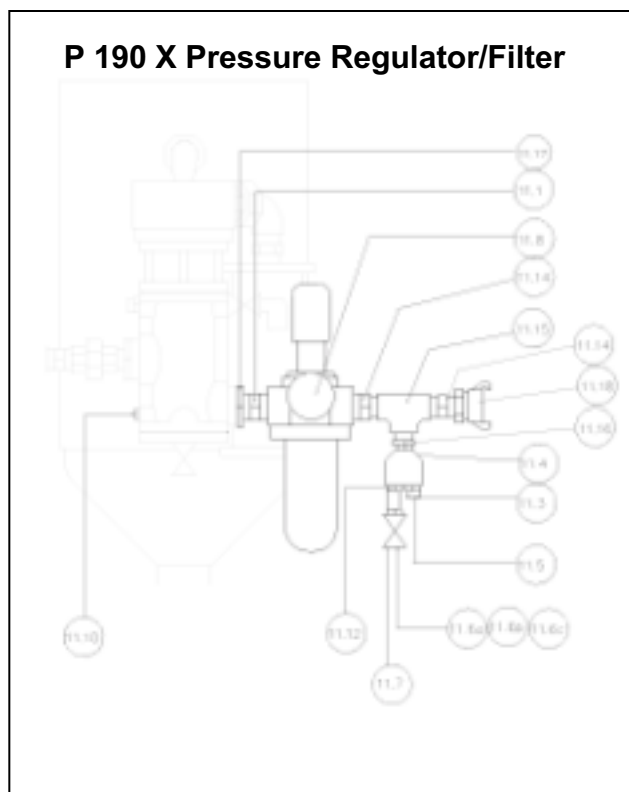
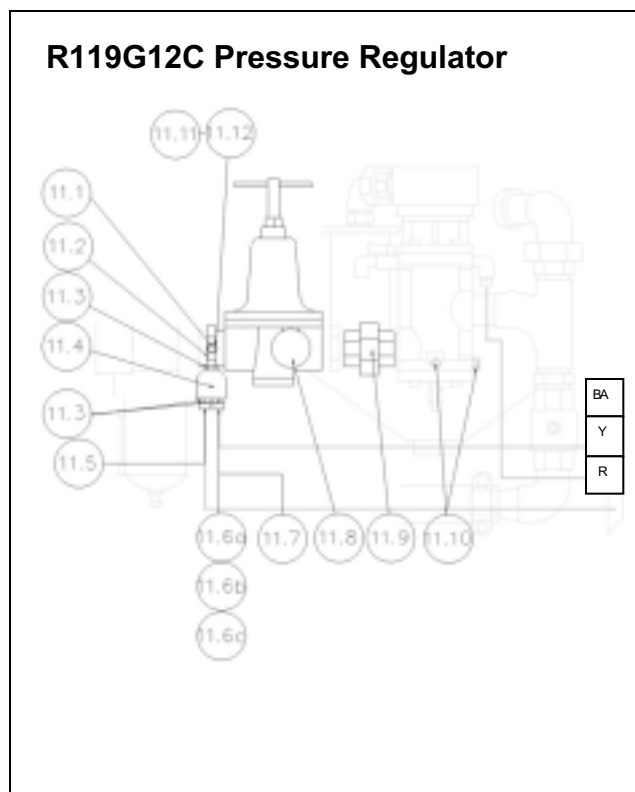


No	Part Description	2452	2040	1440	1028
1	Contractor shell	2452 NC SH	2040 NC SH	1440 NC SH	1028 NC SH
2	Inspection door assembly	PNC 10	PNC 10	PNC 10	MP 6 18
3	Pop up valve assembly	PNC 22	PNC 22	PNC 22	CMP 2
4	Plug	P 71G	P71G	P71G	MP 32G
5	Screw	FAS M8 73A	FAS M8 73A	FAS M8 73A	FAS M10 11A
6	Umbrella	PNC 23	PNC 23	PNC 23	
7	Safety Edging Trim	P 25	P25	P25	P25
8	Sealing Ring	P 5	P 5	P 5	MP 5
9	Pop up valve stem	PNC 38	PNC 36	PNC 32	
10	Piping details - see page 4				
11	Pressure Regulator and leg manifold details - see page 5				
12	Wheels and leg manifold details - see page 6				
13	Abrasive metering valve – see pages 7 - 8				

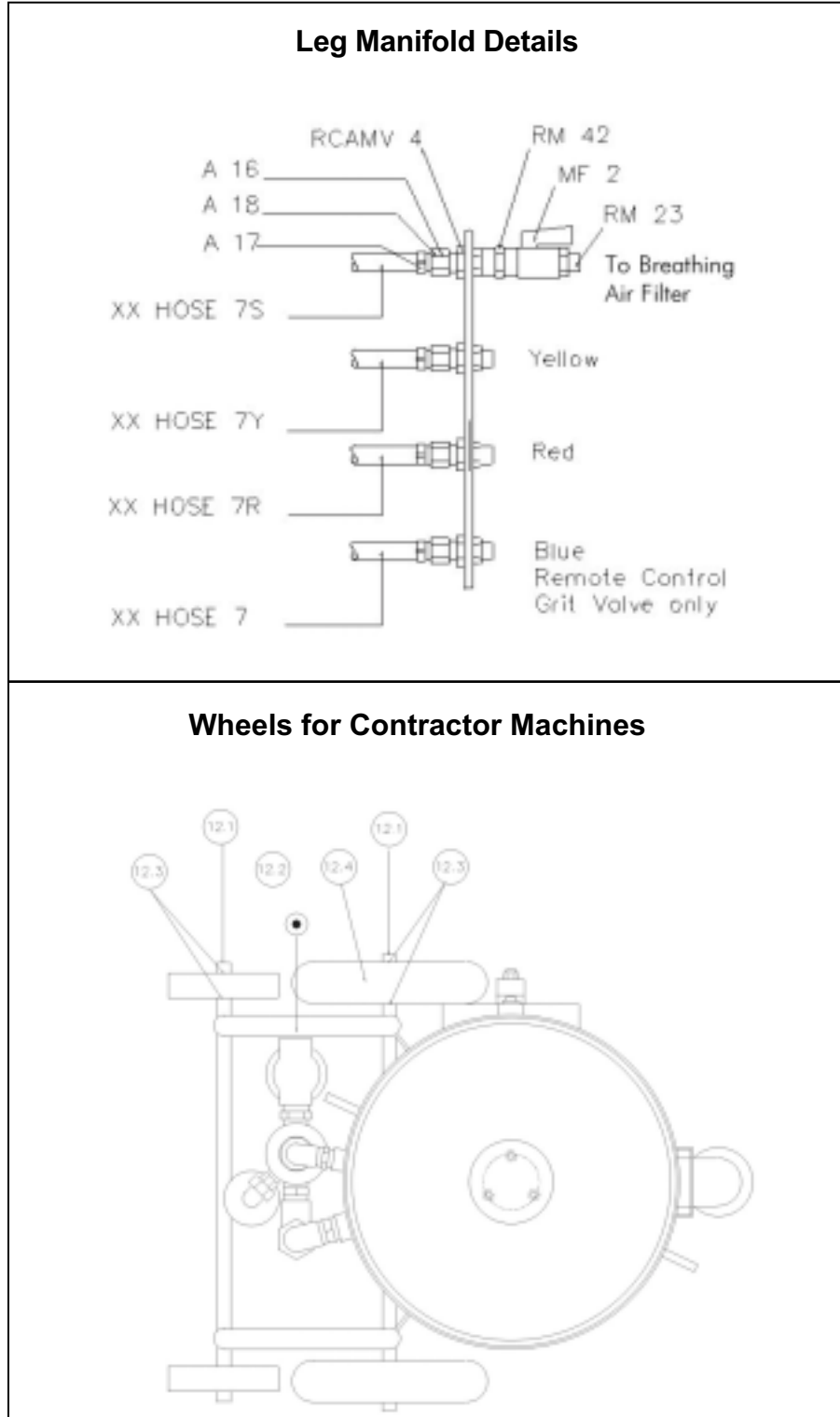
Piping Details



Piping Details		2452	2040	1440	1028
10.1	Elbow	P 86	P86	P86	MP 20 G
10.2	Pipe	PNC 28	PNC 17	PNC 45	
10.3	Union	P 56	P 56	P 56	MP 17 G
10.4	Nipple	P 98	P 98	P 98	PI 65 G
10.5	Recova valve & silencer	RMS 100D	RMS 100D	RMS 100D	RMS 100D
10.6	Petcock	RM9	RM9	RM9	RM 9
10.7	Nipple	P 63	P 63	P 63	P 93 G
10.8	Water Separator	P 23X	P 23X	P 23X	MP 14 8 X
10.9	Tap	MF 2	MF 2	MF 2	MF 2
10.10	Adaptor	RM 23	RM 23	RM 23	RM 23
10.11	Blast Hose	XX HOSE 4C	XX HOSE 4C	XX HOSE 4C	XX HOSE 1
10.12	Clamp	HD 004	HD 004	HD 004	BW 8
10.13	Adaptor	STC 15	STC 15	STC 15	CAB A3 S
10.14	Elbow	PNC 15	PNC 15	PNC 15	MP 20 G
10.15	Valve	P 21	P 21	P 21	MP 1
10.16	Nipple	PN 2G	PN 2G	PN 2G	MP 15 G
10.17	Elbow	RCAMV 8	RCAMV 8	RCAMV 8	RCAMV 8
10.18	Tee Pitcher	PNC 14	PNC 14	PNC 14	MP 23 G
10.19	Elbow Union	PNC 13	PNC 13	PNC 13	
10.20	Pipe		PNC 32	PNC 32	XX PIPE 1G
10.21	Nipple	PN 2			
10.22	Nipple	P 3	P 3	P 3	MP 15G
10.23	Union				MP 17G



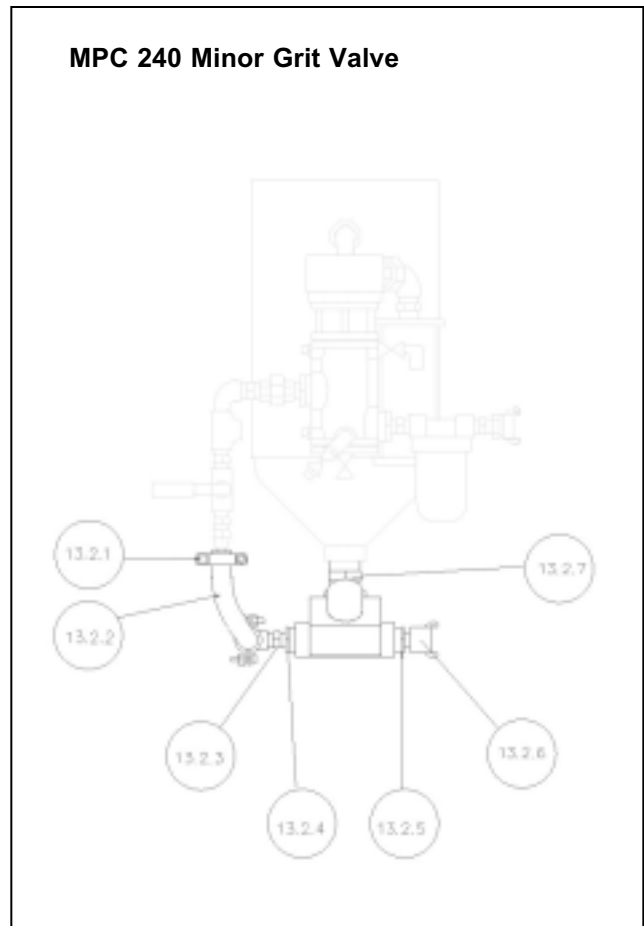
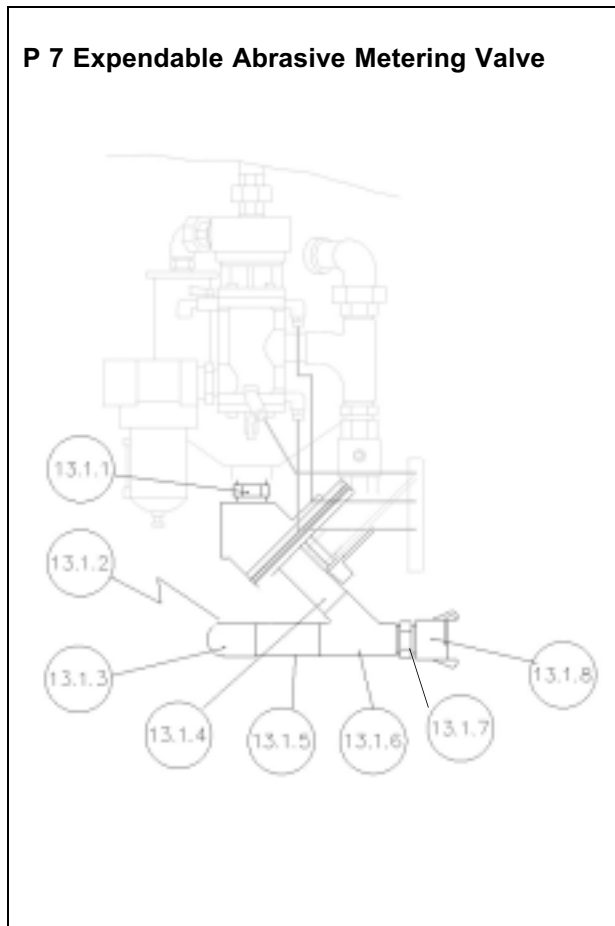
		2452	2040	1440	1028
11	Pressure Regulator	R119G12C	R119G12C	R119G12C	P 190 X
11.1	Nipple	P 62A	P 62 A	P 62A	RM 11A
11.2	Elbow	RCAMV 7	RCAMV 7	RCAMV 7	
11.3	Adaptor	RM 23	RM 23	RM 23	RM 23
11.4	Twin Block	RCAMV 7	RCAMV 7	RCAMV 7	RCAMV 7
11.5	Air Hose (Red) (Yellow)	XX HOSE 7 (R) (Y)	XX HOSE 7 (R)(Y)	XX HOSE 7 (R) (Y)	XX HOSE 7 (R)(Y)
11.6a	Tailpiece	A 16	A 16	A 16	A 16
11.6b	'O' Clip	A 17	A 17	A 17	A 17
11.6c	Union Nut	A 18	A 18	A 18	A 18
11.7	Breathing Air Hose	XX HOSE 7S	XX HOSE 7S	XX HOSE 7S	XX HOSE 7S
11.8	Air Pressure Gauge	CAP S9	CAP S9	CAP S9	KB 11
11.9	Union	P 124	P124	P124	
11.10	Plug	MP 40A	MP 40A	MP 40A	MP 40A
11.11	Seal	KB 916	KB 916	KB 916	
11.12	Bulkhead Adaptor	RCAMV 4	RCAMV 4	RCAMV 4	RCAMV 4
11.13	Tap				MF 2
11.14	Nipple				P165 G
11.15	Tee				MP 23G
11.16	Bush				P 211G
11.17	Bulkhead Adaptor				P 99G
11.18	Coupling				BW2
For older style machines:					
Pressure Regulator		P 20	P 20	P 20	MP 149



12	Wheels	2452	2040	1440	1028
12.1	Cotter Pin	P 6A	P 6A	P 6A	MP 46
12.2	Wheel	PNC 26			
12.3	Washer	FAS 16BSW80	FAS 16BSW80	FAS 16BSW80	FAS M12 84A
12.4	Wheel	P 18 14	PNC 12	P 18 8	MP 11

13 Abrasive Metering Valves

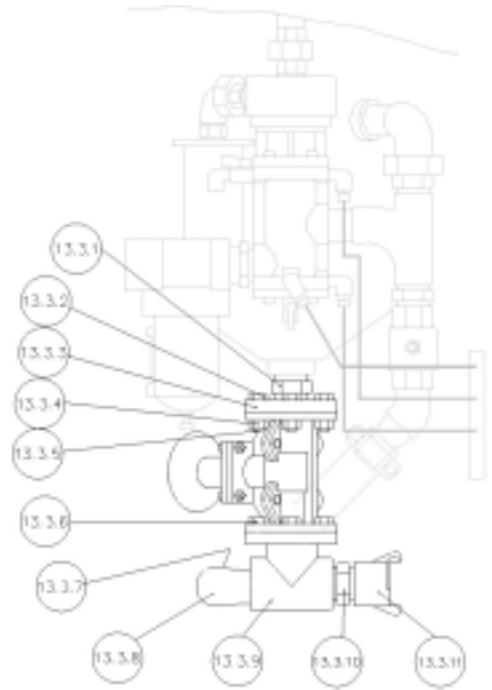
13	Abrasive Metering Valve	2452	2040	1440	1028
13.1	Expendable Abrasive Metering Valve	P7	P7	P7	MP7
13.2	Minor Grit Valve				MPC 240
13.3	Steel Grit Valve	P17	P17	P17	MP8SG
13.4	Remote Control Valve	IND 11096	IND 11096	IND 11096	



P7	Expendable Abrasive Metering Valve		MPC 2 40	Minor Grit Valve	
13.1.1	Nipple	P 8A 6	13.2.1	Clamp & Bolts	BW 8
13.1.2	Adaptor	STC 15	13.2.2	Hose	XX HOSE 1
13.1.3	Elbow	P 68	13.2.3	Nipple	MP 15G
13.1.4	Baffle Grit Pipe	P 29	13.2.4	Bush	P 96G
13.1.5	Pipe	P 65	13.2.5	Nipple	P 132MS
13.1.6	Y piece	P 8	13.2.6	Coupling	MP9
13.1.7	Nipple	P 8A	13.2.7	Nipple	P 8A 6
13.1.8	Coupling	P 9			

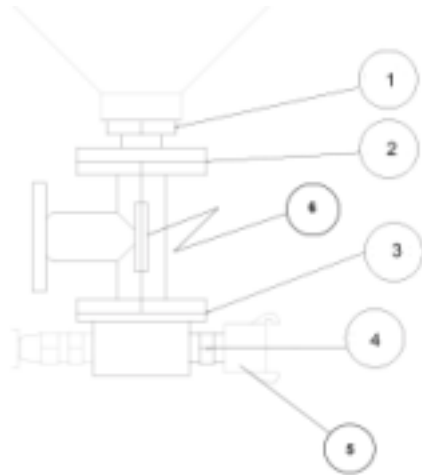
13.3 P17 Steel Grit Valve

13/3/1	Nipple	P 8A 6S
13.3.2	Bolt	FAS 8BSW 3
13.3.3	Upper Flange	SGV 2
13.3.4	Washer	FAS 8BSW 80
13.3.5	Nut	FAS 8BSW 90
13.3.6	Set Screw	FAS 8BSW 11
13.3.7	Adaptor	STC 15
13.3.8	Elbow	P 28
13.3.8	Lower Flange & Tee	RCAMV 2
13.3.10	Nipple	P 8A
13.3.11	Coupling	P 9



MP 8SG Steel Grit Valve for 1028

1	Nipple	P 249
2	Upper Flange	MSGV 2
3	Lower Flange	MSGV 1
4	Split Pin	MP 48
5	Coupling	P9
6	Rubber Sleeve	MSGV3



13.4 IND 11096 Remote Control Valve

13.4.1	Nipple	P 8A 6S
13.4.2	Adaptor	STC 15
13.4.3	Elbow	RM 68
13.4.4	Nipple	RM 69
13.4.5	Elbow	RM 67
13.4.6	Adaptor	RCAMV 9
13.4.7	Coupling	P 9

